

Versatile, rugged, communications-capable:

# SIRIUS signaling columns and integrated signal lamps



# SIRIUS

Answers for industry.

**SIEMENS**

Continuous awareness of your process status:  
**SIRIUS** commanding and signaling devices



Dialog between man and machine demands special attention. System faults and interruptions must be reliably signaled in real time. If things start to get critical, you must be assured that machines and processes can be reliably and safely stopped. Our SIRIUS commanding and signaling devices encompass an extensive range of products for almost any situation. In addition to modular and communications-capable signaling columns and rugged integrated signal lamps, our pushbuttons and indicator lights, two-hand operator panels, and foot and cable-operated switches ensure that you feel absolutely secure in almost any situation.

Flexible in design, versatile in use:

## Technology in detail



**Small but on the ball:  
50 mm SIRIUS 8WD42 signaling columns**

With a diameter of only 50 mm, our small 8WD42 signaling columns can be mounted almost anywhere. With the ability to be installed in “out of the way” places, their strong lumination will still make them visible. Up to four elements can be flexibly combined, and thanks to the practical bayonet catch, they can be installed with just a few manual operations. Just like all our signaling columns, our smallest member of the family offers you the complete range of visual and acoustic versatility – with continuous light, blinking light, LED or buzzer element – you always have the choice.

**Widely proven:  
70 mm SIRIUS 8WD44 signaling columns**

Our 8WD44 signaling columns have proven themselves admirably in the widest range of applications. The modular design and the time-saving bayonet catch allow these devices to be simply configured and the lamps to be quickly changed. Up to 10 elements can be freely and flexibly combined. In addition, the new and advanced design ensures optimum illumination.

**By the turn of the hand:  
Bayonet catch and simple mounting and installation**

All the modules of the SIRIUS 8WD4 signaling columns are equipped with a practical bayonet catch as standard. A slight twist at the marker lines is all that is needed and the individual elements are reliably connected – both mechanically and electrically.

Whether on the floor, mounted on pipes or on brackets, the different versions of the SIRIUS signaling columns can be simply, quickly and safely mounted. A wide range of practical adapters further simplify mounting.

**For optimum acoustics:  
Sirens and buzzers can be individually adjusted**

The acoustic elements of our 8WD42 and 8WD44 signaling columns hit the right note in most application. For the buzzer elements, a switch is used to select a continuous or pulsating tone of 85 dB. The volume of the siren elements can be continuously adjusted using a potentiometer. Eight additional tones are offered which means that you can always hit the right note.

**Brilliant operational safety:  
Innovative LED technology**

Innovative LED technology plays an essential role in achieving maximum operational safety. This is mainly due to the exceptionally long life of LEDs. A life expectancy of up to 100,000 h can be achieved by using the integrated LED, and up to 50,000 h for the LED BA 15d in a base. In addition to long life, LEDs are especially resistant to shock and vibration and distinguish themselves thanks to their low current drain. Brilliant perspectives when it comes to safe and reliable operation.



**Open dialog:  
Communications-capable using  
an AS-Interface connection**

Using an adapter module, SIRIUS 8WD4 signaling columns can be easily connected to the AS-Interface bus system – without any significant wiring costs. The AS-Interface adapter module is integrated as the lowest element in the signaling column. This means that SIRIUS 8WD4 signaling columns are part of seamless and integrated communications from the supervisory level down to the actuator or sensor.

**AS-Interface element 8WD44 in A/B  
technology with a selectable auxiliary  
voltage**

Up to three light elements can be plugged onto this module. The voltage source (supplied externally or via the AS-Interface bus) can be selected using a shift switch. An LED display is used for diagnostics.

**For even more efficient monitoring:  
The GSM radio element**

Minimize downtimes, while increasing productivity: The new GSM radio element makes this possible. It signals any fault within a matter of seconds. Through your mobile phone; independent of the time or your location.

Just like all of the other modules, it can be easily integrated into the signaling column, is extremely easy to use, and is commissioned in no time at all. Simply insert a SIM card into the module, call the radio element with receiver mobile telephone and you enter a new era of effective monitoring. Each module can select up to three different call numbers. In addition to SMS, you are always up to speed about the state of your machines or plants with a call, fax or via e-mail through your service provider. To further simplify operations, you can carry-out remote diagnostics yourself using a mobile telephone. When required, the radio element can be switched off using your mobile telephone.

**Individually strong:  
SIRIUS 8WD5 integrated signal lamps**

Thanks to their extremely rugged housing, high IP65 degree of protection, and especially strong illumination, SIRIUS integrated signal lamps are suitable for rugged ambient conditions as well as for use outdoors. They can be directly mounted onto the machine and attached from below through a 37 mm mounting hole. Lamps can be replaced in seconds from the inside of the control cabinet. Along with continuous light elements and flashing lights, we can also offer you maintenance-free LED elements. Five different color versions ensure colorful diversity.

# SIRIUS 8WD signaling columns and integrated signal lamps



## Modular and communications-capable

Whether machine-mounted or in automated processes – if in-line reliable mounting is required for complex or sequenced operations, our SIRIUS 8WD signaling columns and integrated signal lamps are the best devices for visual and acoustic alarm.

Thanks to its degree of modularity, the SIRIUS 8WD product is flexible in design and versatile in use while allowing quick and secure mounting. As a result of the rugged design and high degree of protection, they are extremely resistant to shock and vibration. The devices have full communications capability via AS-Interface.

The GSM radio elements offered for SIRIUS signaling columns guarantee genuine added value in terms of effective monitoring. If a fault occurs, the module sends a fault signal directly to your cell phone, e.g. via SMS. You are thus always informed on the current state of your machines and systems and are able to rapidly and accurately respond as required. This minimizes monitoring times, reduces production failures and ultimately improves your productivity.

## The advantages at a glance

- Modules that can be flexibly combined: Can be stacked up to 4 high (for 8WD42); 5 to 10 elements (for 8WD44)
- Simple connection and fast lamp change using a mechanically and electrically secure and vibration-proof bayonet catch
- Communications-capable via an AS-Interface connection
- LEDs with an exceptionally long life
- Extremely resistant to shock and vibration
- 50 mm and 70 mm diameters
- Adjustable tone and volume of acoustic element
- Customizable options: continuous, blinking and flashing light, buzzers, sirens and LED elements
- Wide range colors: red, yellow, green, clear or blue
- Special features of the 8WD44: High IP65 degree of protection, spring-loaded terminals, and optimized illumination thanks to an improved prismatic system
- 8WD5 integrated signal lamps: IP65 degree of protection, with options of continuous, blinking or rotating beacon lights

## 8WD44 with AS-Interface

- A/B technology
- Addressing base
- LED status displays for diagnostics
- Manual changeover to an external auxiliary voltage

# Engineering support

## 8WD42 signaling columns

(Diameter 50 mm)



**Acoustic element**  
80 dB buzzer element,  
either pulsating or continuous tone  
8WD42.0-0FA



**Light elements**  
Continuous light element 8WD4200-1A.  
Blinking light element 8WD42.0-5B.  
Continuous LED light element 8WD4220-5A.



**AS-i adapter element**  
with external auxiliary voltage  
8WD4228-0BB



**Connecting element including cover**  
for pipe, floor and bracket mounting  
8WD4208-0AA

### Accessories



**Angle bracket**  
for wall mounting  
8WD4208-0CA



**Adapter**  
for single-hole  
mounting  
8WD4208-0EH



**Single foot**  
plastic for floor mounting  
including rubber seal  
8WD4208-0DE

**Single pipe**  
100 mm, 150 mm, 250 mm, 400 mm, 1000 mm  
(see page 11)



**Single foot**  
plastic for pipe  
mounting including  
rubber seal  
8WD4308-0DB



**Single foot for pipe lengths > 400 mm**  
metal for pipe  
mounting including  
rubber seal  
8WD4308-0DC



**Connecting socket**  
for cable entry at the side  
8WD4308-0DD



**Connecting socket**  
with magnetic attachment  
and cable entry at the side  
8WD4308-0DE
















**Angle bracket**  
for foot mounting  
8WD4408-0CC

--- = optionally

# 8WD42 selection and ordering data

50 mm diameter, thermoplastic housing, degree of protection IP54

	Type	Color	24 V rated voltage	115 V rated voltage	230 V rated voltage
			Order No.	Order No.	Order No.
<b>Acoustic elements</b>					
	Buzzer element 80 dB tone type: pulsating or continuous (can be selected using a wire jumper)		<b>8WD42 20-0FA</b>	<b>8WD42 40-0FA</b>	<b>8WD42 50-0FA</b>
<b>Light elements</b>					
<b>Filament lamp: BA 15d base, 5W, 24 V/115 V/230 V (not included); LED: BA 15d base</b>					
	Continuous light element	red green yellow clear blue	Rated voltage 24 to 230 V AC/DC <b>8WD42 00-1AB</b> <b>8WD42 00-1AC</b> <b>8WD42 00-1AD</b> <b>8WD42 00-1AE</b> <b>8WD42 00-1AF</b>		
	LED blinking light element	red green yellow clear blue	<b>8WD42 20-5BB</b> <b>8WD42 20-5BC</b> <b>8WD42 20-5BD</b> <b>8WD42 20-5BE</b> <b>8WD42 20-5BF</b>	<b>8WD42 40-5BB</b> <b>8WD42 40-5BC</b> <b>8WD42 40-5BD</b> <b>8WD42 40-5BE</b> <b>8WD42 40-5BF</b>	<b>8WD42 50-5BB</b> <b>8WD42 50-5BC</b> <b>8WD42 50-5BD</b> <b>8WD42 50-5BE</b> <b>8WD42 50-5BF</b>
<b>LED version (integrated version)</b>					
	LED continuous light element	red green yellow	<b>8WD42 20-5AB</b> <b>8WD42 20-5AC</b> <b>8WD42 20-5AD</b>	–	–
<b>AS-Interface adapter element</b>					
	with external auxiliary voltage			24 V	<b>8WD42 28-0BB</b>
<b>Connecting element incl. cover</b>					
	For pipe, floor and angle bracket mounting		<b>8WD42 08-0AA</b>		






<b>Accessories</b>					
	<b>Single foot</b>		Plastic for pipe mounting incl. rubber seal Metal for pipe mounting incl. rubber seal Plastic for floor mounting incl. rubber seal		<b>8WD43 08-0DB</b> <b>8WD43 08-0DC</b> <b>8WD42 08-0DE</b>
	<b>Connecting socket</b>		Cable entry at the side Cable entry at the side with magnetic attachment <sup>1)</sup>		<b>8WD43 08-0DD</b> <b>8WD43 08-0DE</b>
	<b>Single pipe</b>		Refer to 8WD44 accessories		
	<b>Angle bracket for wall mounting</b>				<b>8WD42 08-0CA</b>
	<b>Angle bracket for foot mounting</b>				<b>8WD44 08-0CC</b>
	<b>Adapter for single-hole mounting</b>				<b>8WD42 08-0EH</b>
	<b>Filament lamps</b> BA 15d base, 5 W (10-pack)		24 V 115 V 230 V		<b>8WD43 28-1XX</b> <b>8WD43 48-1XX</b> <b>8WD43 58-1XX</b>
	<b>LEDs BA 15d base</b>		Refer to 8WD44 accessories		
	<b>Designation plate</b>		Refer to 8WD44 accessories		

1) We recommend only 1 element when mounting horizontally

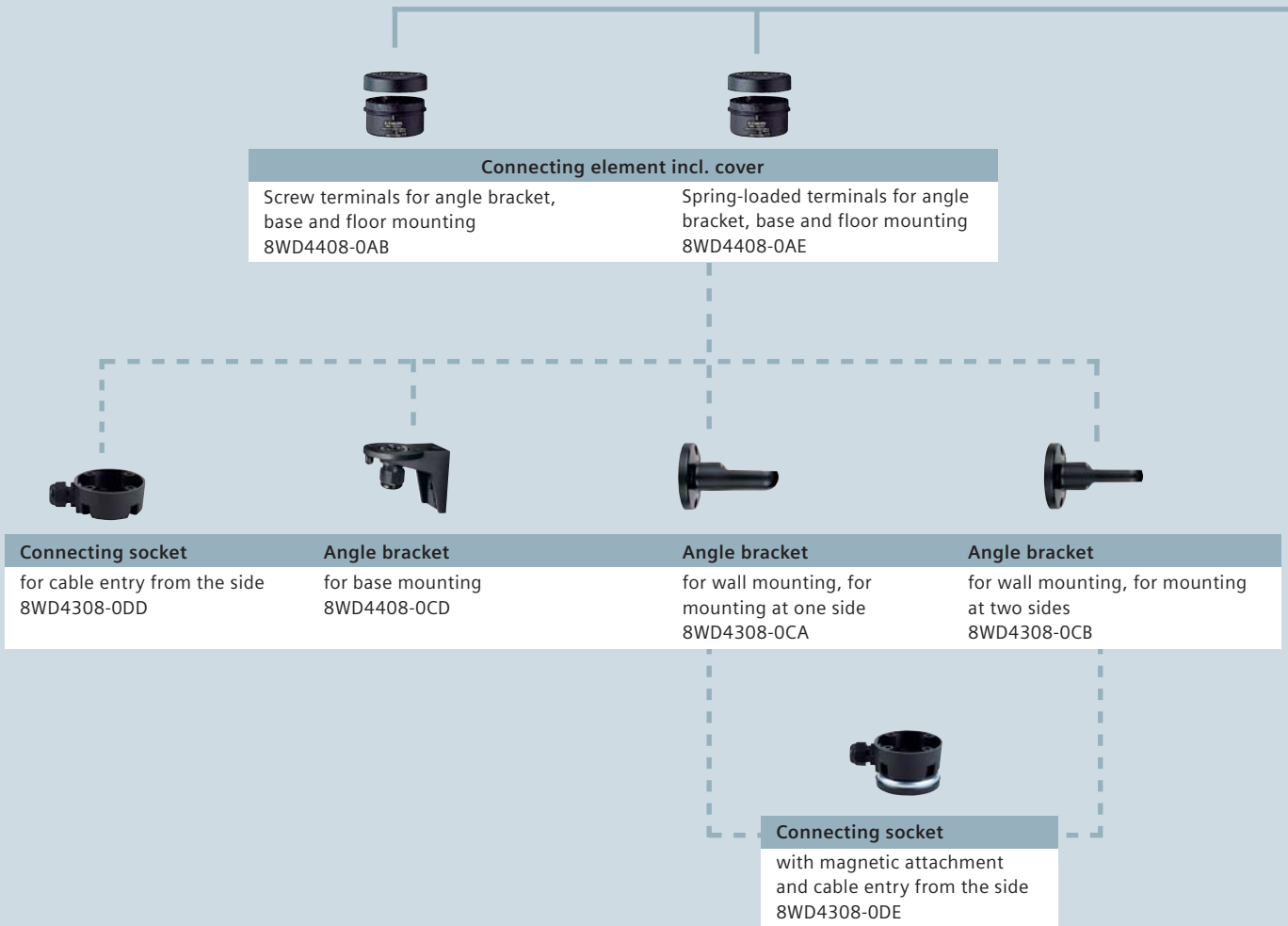
# Engineering support 8WD44 signaling columns

(Diameter 70 mm)



Color	Significance	Explanation	Response	Possible applications
red 	Emergency	Hazard	Immediate clarification and urgent need to take action	To indicate a fault in/on an important part of the machine
yellow 	Abnormal	Imminent critical state	Observe and/or intervene	To trigger a protective device of an auxiliary unit
green 	Normal	Normal state	No response necessary	<input type="checkbox"/> To enable power-on <input type="checkbox"/> To display normal operating conditions
blue 	Regulation	Indicates a condition that requires action	Prescribed activity	Instruction to the operator to set preselected values
white/clear 	No special meaning defined	Can be used to signify anything – if there is any doubt regarding the colors red, yellow, green and blue	Prescribed activity	Instruction to the operator to set preselected values

## Accessories







**Acoustic element**

Buzzer element, siren element, multi-tone siren (see page 10)



**Light elements**

Blinking light element with integrated flashing light electronics, continuous LED light element, blinking light LED element, rotating beacon light LED element (see page 10)



**AS-Interface adapter element**

A/B technology, manual changeover to an external auxiliary voltage  
8WD4428-0BD



**GSM radio element**

8WD4428-0BC



**Connecting element incl. cover**

Screw terminals for pipe mounting  
8WD4408-0AA

Spring-loaded terminals for pipe mounting  
8WD4408-0AD

**Single pipe**

100 mm, 150 mm, 250 mm, 400 mm, 1000 mm (see page 11)

**Single foot with pipe**

plastic, pipe length 100 mm  
8WD4308-0DA



**Single foot**

plastic for pipe mounting  
incl. rubber seal  
8WD4308-0DB

**Single foot for pipe lengths > 400 mm**

metal for pipe mounting  
incl. rubber seal  
8WD4308-0DC



**Connecting socket**

for cable entry from the side  
8WD4308-0DD

**Connecting socket**

with magnetic attachment and cable entry from the side  
8WD4308-0DE

**Angle bracket**

for foot mounting  
8WD4408-0CC

- - - = optionally


# 8WD44 selection and ordering data

70 mm diameter, thermoplastic housing, degree of protection IP65

	Type	Color	24 V rated voltage	115 V rated voltage	230 V rated voltage
			Order No.	Order No.	Order No.
<b>Acoustic elements</b>					
	Buzzer element 85 dB tone type, pulsating or continuous (can be selected using a wire jumper)		<b>8WD44 20-0FA</b>	<b>8WD44 40-0FA</b>	<b>8WD44 50-0FA</b>
	108 dB siren element		<b>8WD44 20-0EA</b>	–	–
	100 dB multi-tone siren (8 tones and volume can be adjusted), IP40		<b>8WD44 20-0EA2</b>	<b>8WD44 40-0EA2</b>	<b>8WD44 50-0EA2</b>
<b>Light elements</b>					
<b>Filament lamp: BA 15d base, 5W, 24 V/115 V/230 V (not included); LED: BA 15d base</b>					
	Continuous light element	red green yellow clear blue	Rated voltage 12 to 230 V AC/DC <b>8WD44 00-1AB</b> <b>8WD44 00-1AC</b> <b>8WD44 00-1AD</b> <b>8WD44 00-1AE</b> <b>8WD44 00-1AF</b>		
	Blinking light element	red green yellow clear blue	<b>8WD44 20-1BB</b> <b>8WD44 20-1BC</b> <b>8WD44 20-1BD</b> <b>8WD44 20-1BE</b> <b>8WD44 20-1BF</b>	<b>8WD44 40-1BB</b> <b>8WD44 40-1BC</b> <b>8WD44 40-1BD</b> <b>8WD44 40-1BE</b> <b>8WD44 40-1BF</b>	<b>8WD44 50-1BB</b> <b>8WD44 50-1BC</b> <b>8WD44 50-1BD</b> <b>8WD44 50-1BE</b> <b>8WD44 50-1BF</b>
	Flashing light element with integrated flashing light electronics (an additional filament lamp or LED is not required)	red green yellow clear blue	<b>8WD44 20-0CB</b> <b>8WD44 20-0CC</b> <b>8WD44 20-0CD</b> <b>8WD44 20-0CE</b> <b>8WD44 20-0CF</b>	<b>8WD44 40-0CB</b> <b>8WD44 40-0CC</b> <b>8WD44 40-0CD</b> <b>8WD44 40-0CE</b> <b>8WD44 40-0CF</b>	<b>8WD44 50-0CB</b> <b>8WD44 50-0CC</b> <b>8WD44 50-0CD</b> <b>8WD44 50-0CE</b> <b>8WD44 50-0CF</b>
<b>LED version (integrated version)</b>					
	LED continuous light element	red green yellow clear blue	<b>8WD44 20-5AB</b> <b>8WD44 20-5AC</b> <b>8WD44 20-5AD</b> <b>8WD44 20-5AE</b> <b>8WD44 20-5AF</b>	<b>8WD44 40-5AB</b> <b>8WD44 40-5AC</b> <b>8WD44 40-5AD</b> <b>8WD44 40-5AE</b> <b>8WD44 40-5AF</b>	<b>8WD44 50-5AB</b> <b>8WD44 50-5AC</b> <b>8WD44 50-5AD</b> <b>8WD44 50-5AE</b> <b>8WD44 50-5AF</b>
	LED blinking light element	red green yellow	<b>8WD44 20-5BB</b> <b>8WD44 20-5BC</b> <b>8WD44 20-5BD</b>	–	–
	LED rotating beacon light element	red green yellow	<b>8WD44 20-5DB</b> <b>8WD44 20-5DC</b> <b>8WD44 20-5DD</b>	–	–
<b>AS-Interface adapter element</b>					
 	A/B technology Manual changeover between voltage supply via bus or external 24 V auxiliary voltage		<b>8WD44 28-0BD</b>		
<b>GSM radio element</b>					
	Signal transmission to cell phone via SMS		<b>8WD44 28-0BC</b>		

## Accessories

70 mm diameter, thermoplastic housing, degree of protection IP65

Type	Color	24 V rated voltage	115 V rated voltage	230 V rated voltage
		Order No.	Order No.	Order No.
<b>Connecting element incl. cover, screw terminals</b>				
For pipe mounting		<b>8WD44 08-0AA</b>		
For angle bracket, base or floor mounting		<b>8WD44 08-0AB</b>		
<b>Connecting element incl. connecting cover, spring-loaded terminals</b>				
For pipe mounting		<b>8WD44 08-0AD</b>		
For angle bracket, base or floor mounting		<b>8WD44 08-0AE</b>		
<b>Light elements</b>				
	<b>LED</b> BA 15d base	red green yellow clear blue	<b>8WD44 28-6XB</b> <b>8WD44 28-6XC</b> <b>8WD44 28-6XD</b> <b>8WD44 28-6XE</b> <b>8WD44 28-6XF</b>	<b>8WD44 48-6XB</b> <b>8WD44 48-6XC</b> <b>8WD44 48-6XD</b> <b>8WD44 48-6XE</b> <b>8WD44 48-6XF</b>
	<b>Filament lamps</b> BA 15d base, 5 W		<b>8WD43 28-1XX</b>	<b>8WD43 48-1XX</b>
			<b>8WD44 58-6XB</b> <b>8WD44 58-6XC</b> <b>8WD44 58-6XD</b> <b>8WD44 58-6XE</b> <b>8WD44 58-6XF</b>	<b>8WD43 58-1XX</b>

	<b>Single foot</b>	Plastic for pipe mounting incl. rubber seal	<b>8WD43 08-0DB</b>		
		<b>Single foot with pipe</b>	Plastic, pipe length 100 mm incl. rubber seal	<b>8WD43 08-0DA</b>	
		<b>Single foot</b>	Metal for pipe mounting incl. rubber seal For pipe lengths > 400 mm	<b>8WD43 08-0DC</b>	
		<b>Connecting socket for foot</b>	Cable entry at the side Cable entry at the side with magnetic attachment	<b>8WD43 08-0DD</b> <b>8WD43 08-0DE</b>	
			<b>Single pipe</b>	100 mm 150 mm 250 mm 400 mm 1000 mm	<b>8WD42 08-0EF</b> <b>8WD43 08-0EE</b> <b>8WD43 08-0EA</b> <b>8WD43 08-0EB</b> <b>8WD43 08-0ED</b>
			<b>Angle bracket for wall mounting</b> for mounting on one side (mounting without foot and pipe) for mounting on two sides		<b>8WD43 08-0CA</b> <b>8WD43 08-0CB</b>
			<b>Angle bracket for foot mounting</b>		<b>8WD44 08-0CC</b>
			<b>Angle bracket for base mounting</b>		<b>8WD44 08-0CD</b>
			<b>Designation plate</b> (for do-it-yourself labeling) with retaining materials for mounting onto a 25 mm diameter pipe	■ labeling surface/step 50 x 140 mm ■ suitable for standard labels, e.g. Zweckform 3425, Herma 4457	<b>8WD44 08-0FA*</b>

# Engineering support 8WD53 integrated signal lamps

## Applications

70 mm diameter, thermoplastic housing, degree of protection IP54

SIRIUS 8WD53 integrated signal lamps can be mounted directly at any position on/in the machine for visual signaling purposes.

These signal lamps are attached using a Pg-29 threaded base with nut.

Optimum illumination in every direction (to the side and to the top) is achieved thanks to the special design of the SIRIUS integrated signal lamps.


SIRIUS integrated signal lamps have a high IP65 degree of protection across the complete range and are manufactured from an extremely tough material.

Red, green, yellow, clear and blue are available as continuous light (filament lamp version and flashing light).

The LED integrated signal lamps have a significantly higher lifetime than a filament lamp.

In addition to the continuous light, blinking lights and rotating beacon lights are also available.

## 8WD53 selection and ordering data

	Type	Color	24 V rated voltage	115 V rated voltage	230 V rated voltage
			Order No.	Order No.	Order No.
<b>Light elements</b>					
<b>Filament lamp: BA 15d base, 5 W; LED BA 15d base (not included in the scope of supply)</b>					
	<b>Continuous light</b>	red green yellow clear blue	8WD53 00-1AB 8WD53 00-1AC 8WD53 00-1AD 8WD53 00-1AE 8WD53 00-1AF		
	<b>Flashing light</b> (with integrated flashing light electronics)	red green yellow clear blue	8WD53 20-0CB 8WD53 20-0CC 8WD53 20-0CD 8WD53 20-0CE 8WD53 20-0CF	8WD53 40-0CB 8WD53 40-0CC 8WD53 40-0CD 8WD53 40-0CE 8WD53 40-0CF	8WD53 50-0CB 8WD53 50-0CC 8WD53 50-0CD 8WD53 50-0CE 8WD53 50-0CF
<b>LED version (integrated version)</b>					
	<b>LED continuous light</b>	red green yellow	8WD53 20-5AB 8WD53 20-5AC 8WD53 20-5AD		
	<b>LED flashing light</b>	red green yellow	8WD53 20-5BB 8WD53 20-5BC 8WD53 20-5BD		
	<b>LED rotating beacon light</b>	red green yellow	8WD53 20-5DB 8WD53 20-5DC 8WD53 20-0DD		

\* Accessories: filament lamps and LEDs, refer to 8WD44

<b>Technical data</b>	
<b>Housing</b>	PC/ABS shield, shock-proof, black
<b>Spherical cap</b>	Thermoplastic (polycarbonate), shock-proof up to 20 J
<b>Fastening</b>	37 mm diameter hole (Pg 29)
<b>Cable outlet</b>	Radial or axial
<b>Ambient temperature</b>	-20 °C to +60 °C Flashing LED up to +50 °C
<b>Degree of protection</b>	IP65
<b>Certification</b>	UL/CSA
<b>Operating voltage (AC values at 50 Hz)</b>	
Continuous light (filament lamp/LED)	AC/DC 24 V/115 V/230 V
Flashing light	24 V/125 mA AC/DC; 115 V/20 mA; 230 V/15 mA
LED light	24 V/70 mA AC/DC
<b>Flash power</b>	<b>2 Ws/approx. 1 Hz</b>
<b>LED lights</b>	
Blinking lights	Flash frequency, approx. 1 Hz
Rotating beacon light	Rotating frequency, approx. 120 RPM
<b>Inrush current</b>	
LED light	< 0.5 A
Flashing light	24 V/115 V < 0.5 A; 230 V < 0.5 A

### Technical data, 8WD signaling columns

According to DIN VDE 0660 and IEC 60047-5-7-5-1 947-5-7-1

Type	8WD42 signaling columns	8WD44 signaling columns
Housing	Thermoplastic (polyamide), shock-proof, black	Thermoplastic (polyamide), shock-proof, black
Light elements	Thermoplastic (polycarbonate)	Thermoplastic (polycarbonate)
Fastening	<ul style="list-style-type: none"> <li>horizontal (floor mounting, foot with pipe, 25 mm diameter)</li> <li>horizontal (single-hole mounting)</li> <li>vertical with angle bracket</li> </ul>	<ul style="list-style-type: none"> <li>horizontal (floor mounting, foot with pipe, 25 mm diameter)</li> <li>vertical with angle bracket</li> </ul>
Ambient temperature	–20 °C to +50 °C	–20 °C to +50 °C
Connection	Screw terminals M3 ≤ 2.5 mm <sup>2</sup> ≤ 0.5 Nm	Screw or spring-loaded terminals M3 ≤ 2.5 mm <sup>2</sup> ≤ 0.5 Nm
Degree of protection		
Light elements	IP54	IP65 (seal is pre-installed as standard for every module)
Acoustic elements	IP54	IP65 (8WD44 20-0EA – IP40)
<b>Operating voltage, current drain</b>		
<b>Filament lamp</b> (AC values at 50/60 Hz) <ul style="list-style-type: none"> <li>continuous light</li> <li>blinking light *</li> <li>flashing light *</li> </ul>	12 V/24 V AC/DC/115 V AC/230 V AC – –	12 V AC/DC/24 V/115 V AC/230 V AC 24 V AC/DC/125 mA; 115 V AC/20 mA; 230 V AC/15 mA 24 V DC/125 mA; 115 V AC/25 mA; 230 V AC/15 mA
<b>LED version</b> (integrated version) <ul style="list-style-type: none"> <li>continuous light</li> <li>blinking light</li> <li>rotating beacon light</li> </ul>	24 V AC/DC/60 mA 24 V AC/DC/25 mA; 115 V AC/25 mA; 230 V AC/25 mA –	24 V AC/DC/30 mA; 115 V AC/20 mA; 230 V AC/20 mA 24 V AC/DC/40 mA 24 V AC/DC/70 mA
<b>Acoustic elements</b> <ul style="list-style-type: none"> <li>buzzer element (tone type: pulsating or continuous tone, 80 dB)</li> <li>siren element (8 tones + volume can be set, 100 dB)</li> <li>siren element (105 dB)</li> </ul>	24 V AC/DC/25 mA; 115 V AC/25 mA; 230 V AC/25 mA – –	24 V AC/DC/25 mA; 115 V AC/25 mA; 230 V AC/25 mA 24 V AC/DC/80 mA; 115 V AC/30 mA; 230 V AC/16 mA 24 V DC/100 mA
<b>Power drain</b>		
<b>Filament lamps</b>	BA 15d base, max. 5 W	BA 15d base, 7 W
<b>Flashing light</b>	–	Flash energy 2 Ws
<b>Certification</b>		
CSA (not for 8WD44 20-0EA)		

### Technical data, AS-Interface adapter element

According to DIN VDE 0660 and IEC 60047-5-7-5-1 947-5-7-1

Type	8WD42 with external auxiliary voltage	8WD44 28 (load voltage can be switched over via bus or external)
IQ code/ID code/ID2 code	8/F/–	8/A/E
Power supply	Via bus cable	Via bus cable or external
Operating voltage	18.5 V to 31.6 V	18.5 V to 31.6 V
Current drain I <sub>max</sub>	50 mA	210 mA
Watchdog	Integrated	Integrated
Short-circuit/overload protection	Series fuse M 1.6 A	Integrated
Incorrect polarity protection	Integrated	Integrated
Induction protection	Not applicable	Integrated
Load voltage	External auxiliary voltage 0 V to 30 V DC 0 V to 230 V AC	Via bus cable or external 24 V
Outputs	4, relay	3, electronic
Current load capability $\sum I_{max}$	1.5 A	0.2 A via bus/0.3 A per stage for an external 24 V auxiliary voltage
Operating temperature	–20 °C to +50 °C	–25 °C to +50 °C
Degree of protection	IP54	IP65

\* max. inrush current 500 mA

Siemens AG  
Industry Sector  
Low-Voltage Controls and Distribution  
P.O. Box 4848  
90327 NÜRNBERG  
GERMANY

[www.siemens.com/sirius](http://www.siemens.com/sirius)

Subject to change without prior notice 06/08  
Order No. E20001-A670-P305-V1-7600  
DISPO 27602  
21/10829 SGSF.52.8.01 PA 0608 PDF  
Printed in Germany  
© Siemens AG 2008

The information provided in this brochure contains merely general descriptions or characteristics of performance which in actual case of use do not always apply as described or which may change as a result of further development of the products. An obligation to provide the respective characteristics shall only exist if expressly agreed in the terms of contract.

All product designations may be trademarks or product names of Siemens AG or supplier companies whose use by third parties for their own purposes could violate the rights of the owners.